

# Efficiency, profitability, productivity.



# Simplifying radiology.

Konica Minolta's Exa<sup>®</sup> RIS solution is a completely web based software application **designed to streamline practice workflow** while enhancing patient and referring physician accessibility with an integrated PACS database.

The software is designed to ease all obstacles both within the practice as well as for deployment to referring physicians.

Reimbursements are declining, so facilities need a software package designed to increase efficiency and attract more referring physicians.

Marketing focused: Exa is not only focused on efficiency, but actual marketability. Your RIS should add features that drive more business your way, with accountability and tracking. Easy-to-use interfaces, strong marketing reports, and live dashboards will put you in the driver's seat to grow your business.

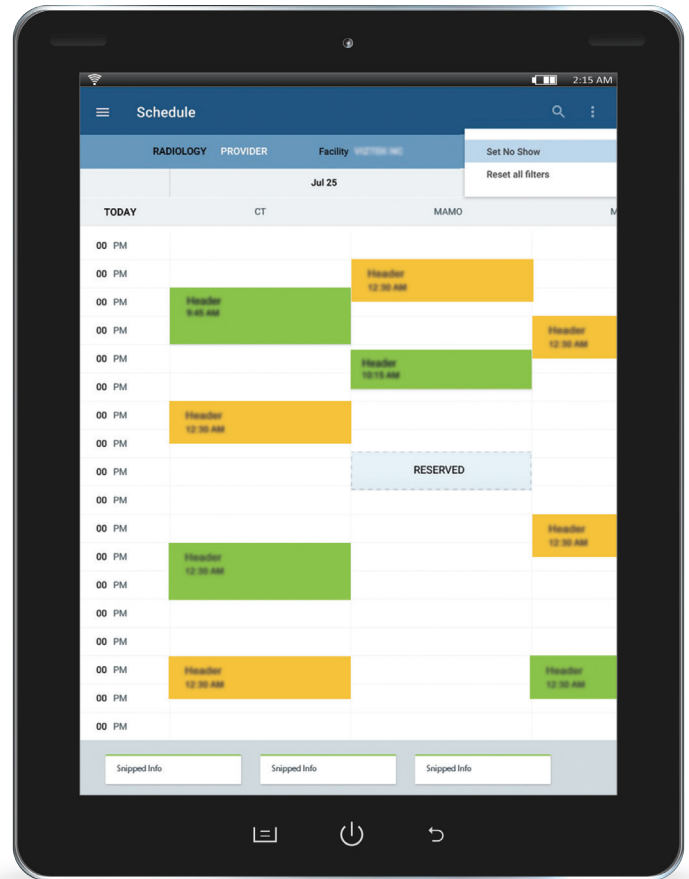
Exa RIS is scalable and ideal for both single and multi-facility enterprises, allowing for practices to grow and evolve with new locations, modalities, and physicians.

## Intelligent Patient Scheduling

Exa RIS makes scheduling easy. Input appointments by patient, calendar or resource (modality, physician, procedure) and view the first available time slot. The color-coded scheduler is designed to alert schedulers of time concerns for insurance verification. The colors help to select more appropriate times for imaging studies based on the specific time required for insurance verification.

- With **Secure Scheduling** the RIS software will notify if a resource is double booked and not allow a patient to double book on multiple resources at the same time
- **Intuitive Patient Registration** notifies and suggests a merge when registering duplicate patient fields
- Easily **reschedule** patients without re-entering exam and CPT information
- With a dedicated schedule for **walk-ins**, patients without appointments can be added to the facilities records with no complications

Schedule Book



## Referring Physician Portal

Give referring physicians secure, remote Web access that they will actually use! While other systems offer more complex means of providing physicians access, Konica Minolta's RIS is focused and designed to make referring physician access simple and easy to use. Physicians can simply drop a note and let the imaging center experts schedule exams. Additionally, the schedule is color-coded in order to alert those scheduling of time concerns for insurance verification. Referring physicians have access to:

- View images, reports, and scanned documents depending on facility permissions
- Provide patients with their exam prep documentation printed directly from the Exa software
- Electronically sign-off for exam orders

## Patient Portal

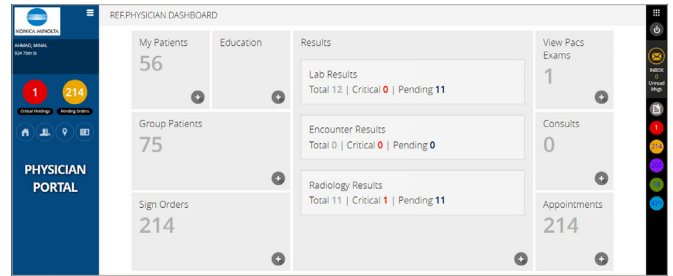
Patients have access to administrative digital forms that are required to be filled out for appointments, in advance via the patient portal. Patients can also use the portal to download copies of their images and reports in a shareable format.

## Procedure-Diagnosis Validation

Reduce insurance denying a payment with **Procedure-Diagnosis Validation**. Exa RIS compares ICD 10 and CPT codes to ensure the exam generated is appropriate for the presented ailment to reduce insurance rejections.

- The Exa RIS solution produces a **statistical analysis** to determine the likelihood of receiving insurance payment for procedures based on the patient's initial presentation
- Exa RIS is preloaded with CPT codes. Save time coding and improve claim processing efficiency

## Referring Physician Portal



## Customizable Features

Customize your web based RIS home screen, access levels, and chat. Configure access levels based on referring physician, personnel rank, and preference.

- Login screen can be customized to include facility name and logo
- Facility dashboards - RIS home screen can include any of the following: outstanding studies and reports to be signed, noteworthy results, calendars, and open tasks among others
- Includes enterprise dashboard for facility-wide communications including company calendar, reminder, newsletters, and more
- Customizable forms can be created for patient data entry to speed the intake process
- Instructional material for patients can be generated based on specific types of exams for education purposes

## Custom Workflow Design Engine

Build your workflow based on your facility needs. Choose from the drag and drop status options to design your preferred imaging workflow. The order of operations for an imaging study can vary drastically from business to business.

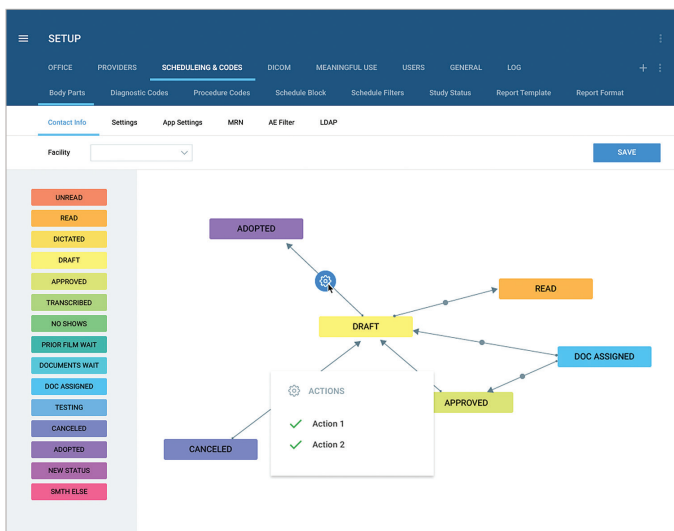
## PACS Integration

The Exa platform is a robust database of fully web based software solutions. Adding the Exa PACS takes the physician and patient portal to the next level. Referring physicians now have easier access to patient data. Any referring physician can log in regardless of operating system, local security policy, or browser. This is truly anywhere access.

## Exa PACS

Konica Minolta's PACS was designed with the purpose of providing never before seen speed and workflow efficiency with the most advanced features and tool-sets available. All prior PACS have been forced to sacrifice either speed or functionality, but Exa delivers both.

## Custom Workflow Design



## Features and Benefits

- Customized workflow design
- Facility dashboard
- Referring physician portal
- Patient portal
- Interactive chat within enterprise—including multiple facilities
- Track cancels and no-shows
- Multiple facility document server support—store documentation on multiple servers by facility or on one centralized server
- Radiologist access to images from prior exams, scanned documents, history, allergies, technologist notes, etc.
- Structured reports are automatic templates assigned to reports by facility and modality
- Optional integration for automatic insurance verification